




1



2



3




4



5



6



7




8



9



10



11



12




13



14




15



16

Trn
děrovače
vložíte do
originálního
otvoru a
děrovač
opřete
o podlahu.

Děrovač Ø24mm
(BF40+BF39)




17



18

CF 1925 ob




19



20




21




22




23



24



25



26



27




28



29



30



31



32



33



34

CF 1925 ob



35



36



37

