



1



2



3



4



5



6



7



8



9





10



11



12



13




14




15



16




17



18






19



20



21



22




23




24



25



26



27




!!! Následujících 6 obrázků montáže zámku je použito z jiného vozidla. Postup montáže je podobný i pro Audi Q3, AT !!




28



29



30



31



32



33



34



35



36




37



38



39



40



41



42



