




1



2



3



4



5



6



7




8



9






10a



10b



11




12



13




14a - elektronická regulace polohy volantu



14b - manuální regulace polohy volantu

V případě manuální regulace polohy volantu, je zapotřebí držák zámku podložit dodávanými sloupky TR20x5, L=4mm dle potřeby.






15




16




17




18




19



20



21



22



23





24



25



26



27



28



29



30



31




32






33a



33b



34a



34b



35



36



37

VSL 95-038 ob / CZE



